

# SKN 70, SKR 70



Stud Diode

$V_{RSM}$ V	$V_{RRM}$ V	$I_{FRMS} = 150$ A (maximum value for continuous operation) $I_{FAV} = 72$ A (sin. 180; $T_c = 125$ °C)	
400	400	SKN 70/04	SKR 70/04
800	800	SKN 70/08	SKR 70/08
1200	1200	SKN 70/12	SKR 70/12
1400	1400	SKN 70/14	SKR 70/14
1600	1600	SKN 70/16	SKR 70/16

## Rectifier Diode

**SKN 70**  
**SKR 70**

### Features

- Reverse voltages up to 1600 V
- Hermetic metal case with glass insulator
- Cooling via heatsinks
- Threaded stud ISO M8, M6 or  $\frac{1}{4}$  - 28 UNF 2A<sup>2)</sup>
- **SKN**: anode to stud
- **SKR**: cathode to stud

### Typical Applications \*

- All purpose high power rectifier diodes
- Non-controllable and half-controllable rectifiers
- Free-wheeling diodes
- Recommended snubber network:  
 $R_C$ : 0,1  $\mu$ F, 100  $\Omega$  ( $P_R = 2$ W),  
 $R_p$ : 80 k $\Omega$  ( $P_R = 6$  W)

1) Mounting with grease-like thermal compound or joint contact compound

2) M8x1,25 is standard, "UNF" should be added in description for  $\frac{1}{4}$  - 28 2A thread, while "M6" must be added for M6x1 thread

Symbol	Condition	Values	Units
$I_{FAV}$	sin. 180 ; $T_c = 100$ °C	94	A
$I_D$	K 1,1; $T_a = 45$ °C; B2 / B6 K 1,1F; $T_a = 35$ °C; B2 / B6	112 / 159 174 / 246	A A
$I_{FSM}$	$T_{vj} = 25$ ° C ; 10 ms $T_{vj} = 180$ ° C ; 10 ms	1150 1000	A A
$i^2t$	$T_{vj} = 25$ ° C ; 8,3...10 ms $T_{vj} = 180$ ° C ; 8,3...10 ms	6600 5000	A <sup>2</sup> s A <sup>2</sup> s
$V_F$	$T_{vj} = 25$ ° C, $I_F = 200$ A	max. 1,5	V
$V_{(TO)}$	$T_{vj} = 180$ ° C	max. 0,85	V
$r_T$	$T_{vj} = 180$ ° C	max. 3	m $\Omega$
$I_{RD}$	$T_{vj} = 180$ ° C ; $V_{RD} = V_{RRM}$	max. 10	mA
$Q_{rr}$	$T_{vj} = 160$ °C, $-di_F/dt = 10$ A/ $\mu$ s	70	$\mu$ C
$R_{th(j-c)}$		0,55	K/W
$R_{th(c-s)}$		0,2	K/W
$T_{vj}$		-40...+180	°C
$T_{stg}$		-55...+180	°C
$V_{isol}$		-	V~
$M_s$	M8 Stud M6 or $\frac{1}{4}$ - 28 UNF 2A M8 Stud (lubricated) <sup>1)</sup> M6 or $\frac{1}{4}$ - 28 UNF 2A (lubricated) <sup>1)</sup>	4 2,5 3 2	Nm Nm Nm Nm
a		5 * 9,81	m/s <sup>2</sup>
m	approx.	30	g
Case		E 12	



SKN



SKR

# SKN 70, SKR 70

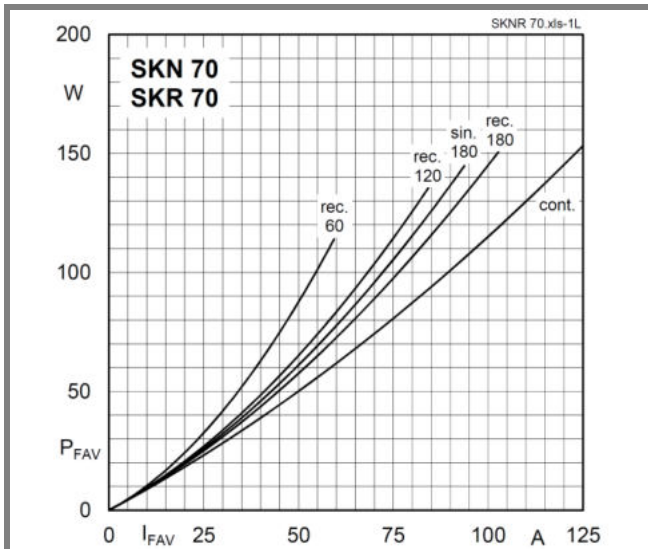


Fig. 1L Power dissipation vs. forward current

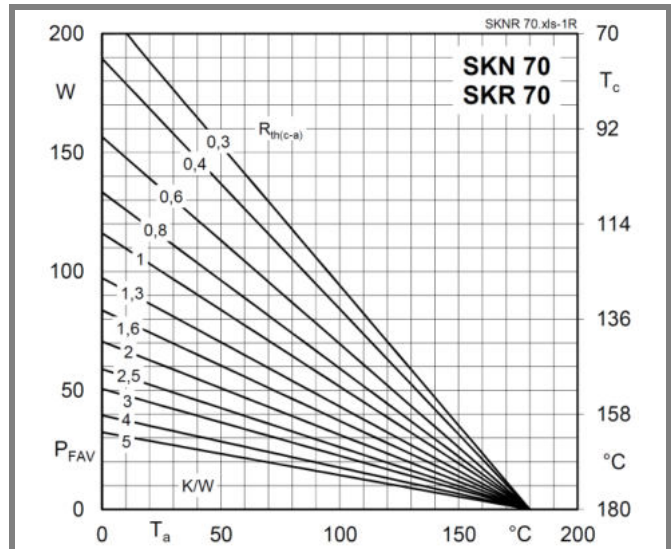


Fig. 1R Power dissipation vs. ambient temperature

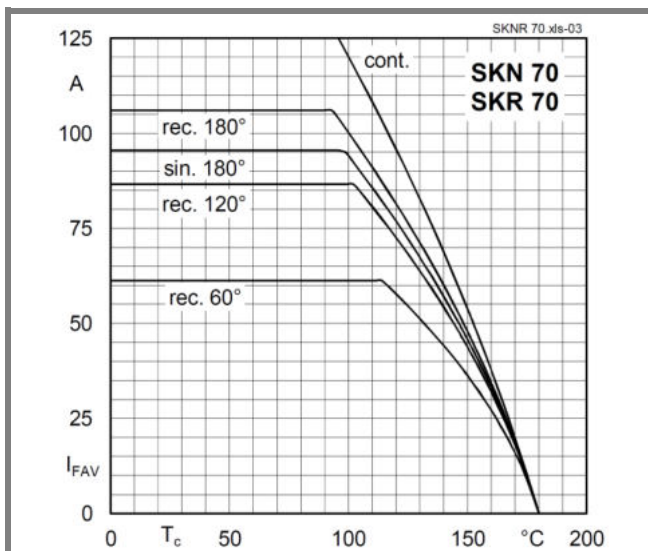


Fig. 3 Forward current vs. case temperature

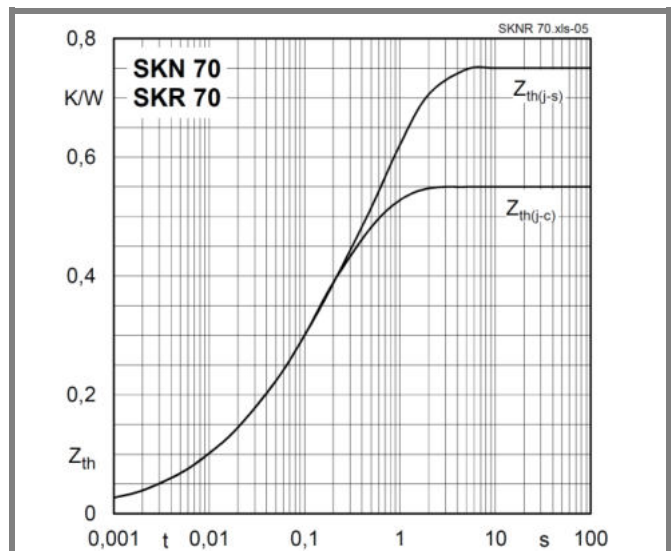


Fig. 5 Transient thermal impedance vs. time

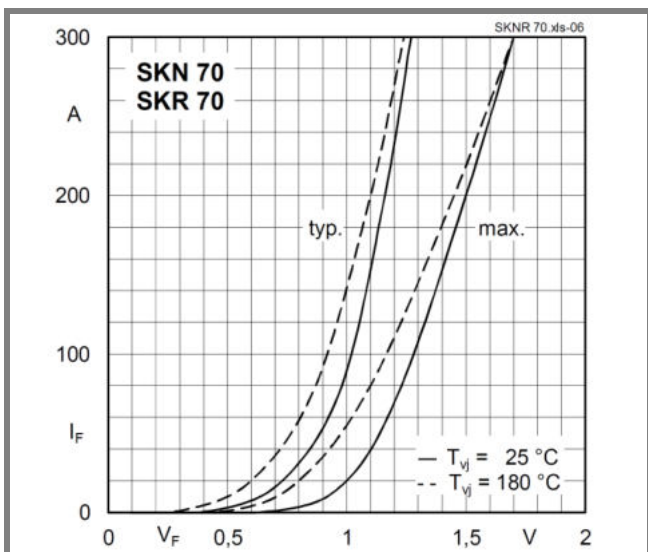


Fig. 6 Forward characteristics

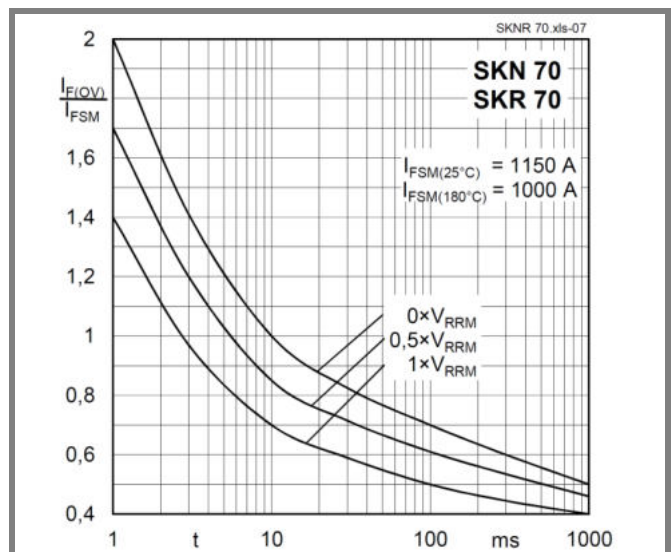
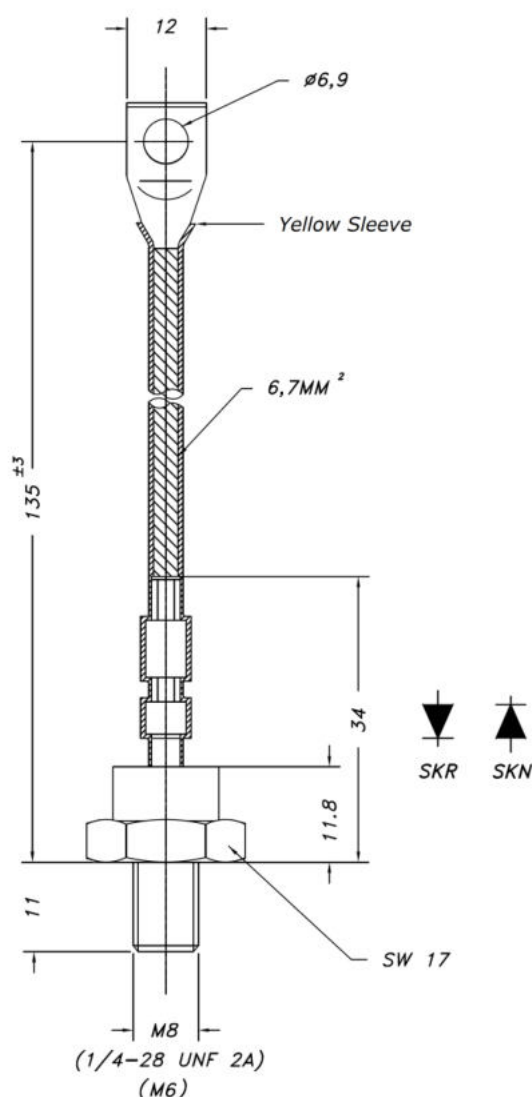


Fig. 7 Surge overload current vs. time

## SKN 70, SKR 70

Dimensions in mm



Case E12 (IEC 60191: A 16 U; A 17 MB 2; JEDEC: SO-32 A, SO-32B)

**\*IMPORTANT INFORMATION AND WARNINGS**

The specifications of SEMIKRON products may not be considered as guarantee or assurance of product characteristics ("Beschaffenheitsgarantie"). The specifications of SEMIKRON products describe only the usual characteristics of products to be expected in typical applications, which may still vary depending on the specific application. Therefore, products must be tested for the respective application in advance. Application adjustments may be necessary. The user of SEMIKRON products is responsible for the safety of their applications embedding SEMIKRON products and must take adequate safety measures to prevent the applications from causing a physical injury, fire or other problem if any of SEMIKRON products become faulty. The user is responsible to make sure that the application design is compliant with all applicable laws, regulations, norms and standards. Except as otherwise explicitly approved by SEMIKRON in a written document signed by authorized representatives of SEMIKRON, SEMIKRON products may not be used in any applications where a failure of the product or any consequences of the use thereof can reasonably be expected to result in personal injury. No representation or warranty is given and no liability is assumed with respect to the accuracy, completeness and/or use of any information herein, including without limitation, warranties of non-infringement of intellectual property rights of any third party. SEMIKRON does not assume any liability arising out of the applications or use of any product; neither does it convey any license under its patent rights, copyrights, trade secrets or other intellectual property rights, nor the rights of others. SEMIKRON makes no representation or warranty of non-infringement or alleged noninfringement of intellectual property rights of any third party which may arise from applications. Due to technical requirements our products may contain dangerous substances. For information on the types in question please contact the nearest SEMIKRON sales office. This document supersedes and replaces all information previously supplied and may be superseded by updates. SEMIKRON reserves the right to make changes.